

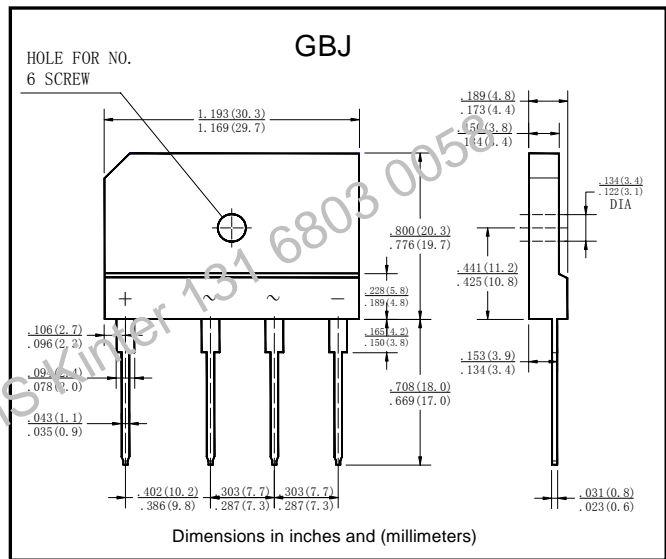
■ Features

- I_o 25A
- V_{RRM} 50V~1000V
- 玻璃钝化芯片
Glass passivated chip
- 耐正向浪涌电流能力高
High surge forward current capability

■ Applications

- 作一般电源单相桥式整流用
General purpose 1 phase Bridge rectifier applications

■ Outline Dimensions and Mark



■ Limiting Values (Absolute Maximum Rating)

参数名称 Item	符号 Symbol	单位 Unit	条件 Conditions	GBJ25						
				005	01	02	04	06	08	10
反向重复峰值电压 Repetitive Peak Reverse Voltage	V_{RRM}	V		50	100	200	400	600	800	1000
平均整流输出电流 Average Rectified Output Current	I_o	A	60Hz正弦波, 电阻负载 60Hz sine wave, R-load	用散热片 $T_c = 98^\circ C$ With heatsink $T_c = 98^\circ C$	25					
				无散热片 $T_a = 25^\circ C$ Without heatsink $T_a = 25^\circ C$	3.5					
正向(不重复)浪涌电流 Surge(Non-repetitive) Forward Current	I_{FSM}	A	60Hz正弦波, 一个周期, $T_j = 25^\circ C$ 60Hz sine wave, 1 cycle, $T_j = 25^\circ C$	350						
正向浪涌电流的平方对电流浪涌持续时间的积分值 Current Squared Time	I^2t	A^2S	$1ms \leq t < 8.3ms$ $T_j = 25^\circ C$, 单个二极管 $1ms \leq t < 8.3ms$ $T_j = 25^\circ C$, Rating of per diode	508						
存储温度 Storage Temperature	T_{stg}	$^\circ C$		-55 ~ +150						
结温 Junction Temperature	T_j	$^\circ C$		-55 ~ +150						
绝缘耐压 Dielectric Strength	V_{dis}	KV	端子与外壳之间外加交流电, 一分钟 Terminals to case, AC 1 minute	2.5						
安装扭矩 Mounting Torque	T_{or}	kg · cm	推荐值: 5kg · cm Recommend torque: 5kg · cm	8						

■ Electrical Characteristics ($T_a = 25^\circ C$ Unless otherwise specified)

参数名称 Item	符号 Symbol	单位 Unit	测试条件 Test Condition	最大值 Max
正向峰值电压 Peak Forward Voltage	V_{FM}	V	$I_{FM} = 12.5A$, 脉冲测试, 单个二极管的额定值 $I_{FM} = 12.5A$, Pulse measurement, Rating of per diode	1.1
反向峰值电流 Peak Reverse Current	I_{RRM}	μA	$V_{RM} = V_{RRM}$, 脉冲测试, 单个二极管的额定值 $V_{RM} = V_{RRM}$, Pulse measurement, Rating of per diode	10
热阻 Thermal Resistance	$R_{\theta J-A}$	$^\circ C/W$	结和环境之间, 无散热片 Between junction and ambient, Without heatsink	22
	$R_{\theta J-C}$		结和管壳之间, 用散热片 Between junction and case, With heatsink	1.0

■ Characteristics(Typical)

图1: I_o - T_c 曲线
FIG1: I_o - T_c Curve

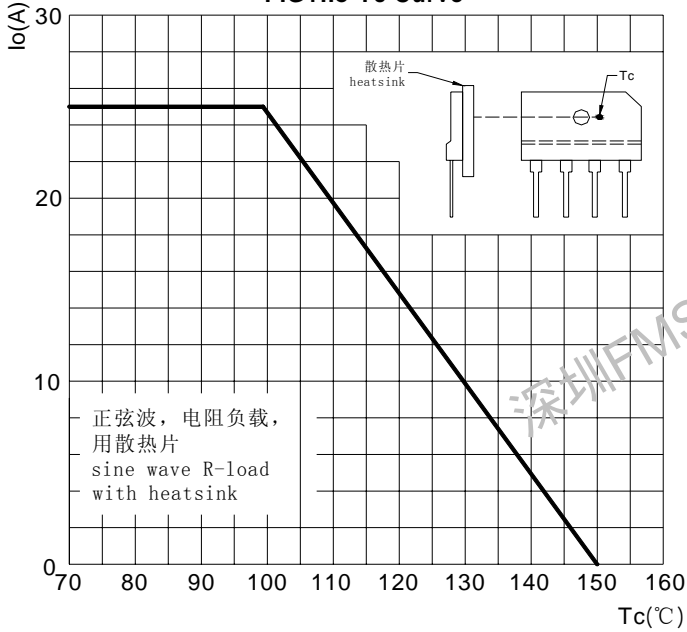


图2: 耐正向浪涌电流曲线
FIG2: Surge Forward Current Capability

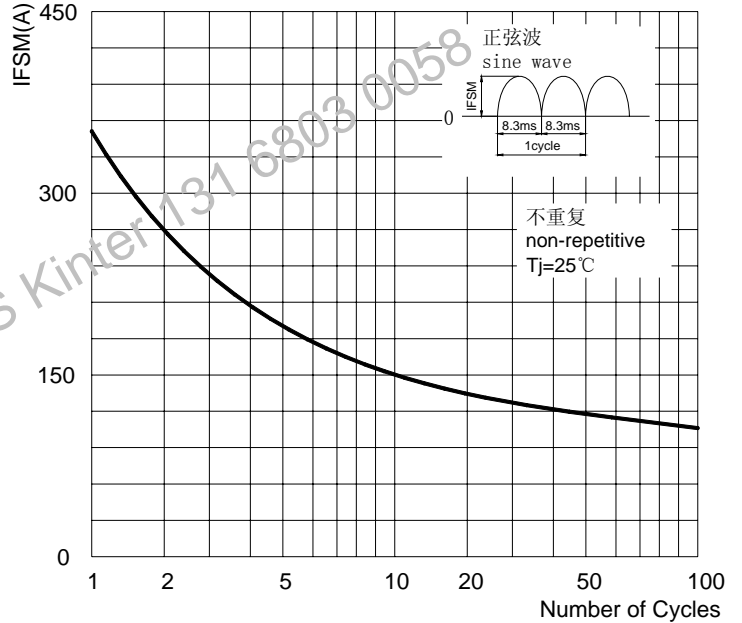


图3: 正向电压曲线
FIG3: Forward Voltage

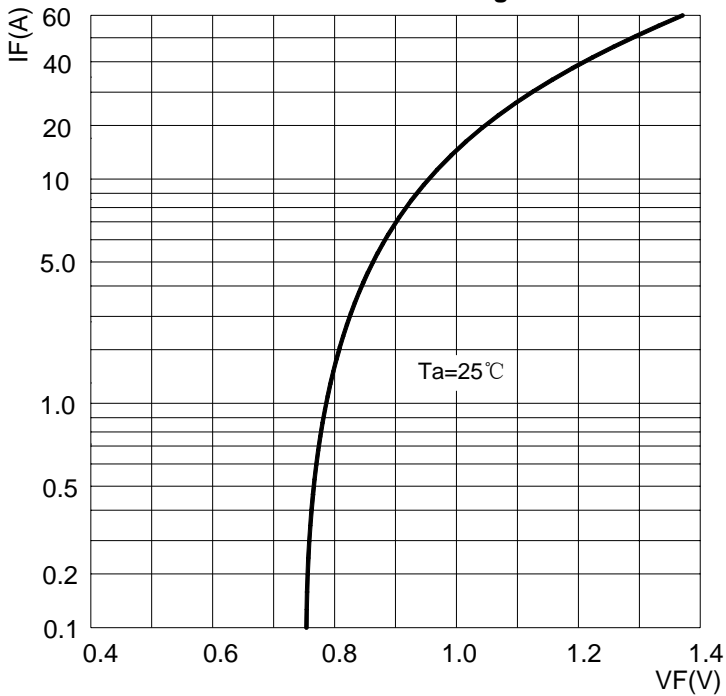


图4: 反向电流曲线
FIG4: Typical Reverse Characteristics

